

PHOENIX WORKS FOR YOU

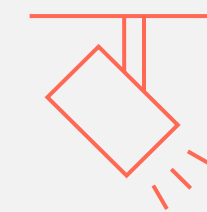
Spread over two floors of light-filled, Grade A office space with its own private entrance, Phoenix Works is designed for flexibility.



SPECIFICATION



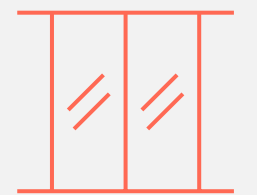
self-contained
Grade A office space



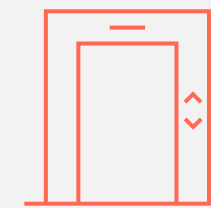
LED
lighting



VRF
system



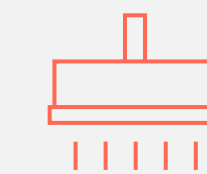
full height
glazing



1 x
passenger lift



40 x
lockers




shower
facilities



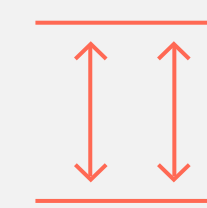
36 x secure
cycle storage
spaces



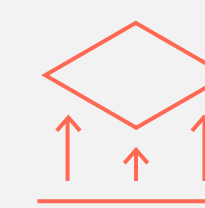
dedicated
bike lift



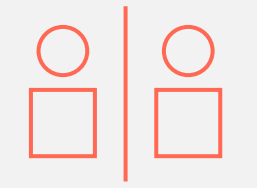
hybrid
ceiling system



2nd floor: 3.95m
1st floor: 3.3m
floor to ceiling heights



2nd floor: 400mm
1st floor: 150mm
raised flooring



designed to 1:8
occupational
density